

Scoil Naomh Eltin - Junior Infants

2nd – 5th June 2020



Good Morning Parents/Guardians, boys and girls!

I hope you are all well. We have prepared some more work for you to complete at home this week. Please engage with this work as best you can.

You are familiar with the following link which contains online resources for you to use with your child over the coming weeks, this is just an additional aid for junior and senior infants and can be used to supplement learning. I would like to remind you that we will be regularly updating this and adding new ideas for you.

<https://padlet.com/aislingharte/snejnrsnr>

Happy learning!

Kind regards

Hayley Cullinane and Ann Marie Sheehan

English

Sounds Make Words Book:

Pages to be completed this week: p58, p59, p61, p62

Tricky words: You have completed all your tricky words for this year. Well done! Please continue to revise all your tricky words.

Reading:

Teddy Bears' Picnic!



Grab your teddy, some snacks, your favourite story and read it to your teddy bear whilst on your picnic. Here are some videos you can watch prior to and during your picnic:

<https://www.youtube.com/watch?v=wwM3oN6B3co> Listen to the story 'The Teddy Bears' Picnic'

<https://www.youtube.com/watch?v=YDndFOtBy-E> Sing along!

https://www.youtube.com/watch?v=PpCeMySBE_c Some songs to enjoy whilst on your picnic!

<https://www.youtube.com/watch?v=666UZRB05q8>

Ms. Cullinane and Ms. Sheehan would love to see some pictures of you enjoying your picnic. Have fun! 😊

Handwriting:

The handwriting workbook used at school is available at: <https://educateplus.ie/homestudy>

Select Primary - Junior Infants - Just Handwriting Pre Cursive

Focus on the letter 'z' (p62) ensuring proper pencil grip and correct letter formation.



Oral Language English Lesson:

<https://www.gillexplore.ie/gill-explore-resources/over-the-moon-junior-infants-skills-book?Chapters=0&ResourceTypes=11535>

Please follow the link above and engage with Unit 9 - Holidays

Here, children can listen to the Oral Language Poster (Story Mode) and answer questions based on the story (Explore Mode).

They can also learn the interactive poem 'Do you like Summer?' and engage with the different interactive games in Unit 9.

Here are some ideas you may like to use to develop more vocabulary around the theme:

- **Socio-dramatic Play:** You can set up the role-play puppet theatre using the following:
You can set up a role-play airport by using the following:
 - a desk, keyboard, screen, boarding cards, passports, bags/suitcases, weighing scales and luggage tags for the check-in desk/area.
 - tables, chairs, various plastic food items for the café and items to sell in the 'duty free' area such as toys, sweets, books, magazines, sunglasses.
 You can set up an aeroplane using a row of chairs, attaching wings to two of the chairs. Provide a pilot and a flight attendant's hat and jacket.

Possible role-play scenarios include:

- checking passengers in: weighing bags, assigning seats, checking passports
 - going through security: checking bags and passports
 - buying something in duty free
 - eating in the coffee shop
 - flight attendant serving passengers tea and coffee and passengers paying (add tea set and chairs laid out in an aeroplane style).
- **Art:** Make a beach collage. Add sea shells made of pasta shells, sand shell turtles, handprint crabs, rainbow fish and so on. The children can add people to the beach scene.
 - **Construction:** Using small blocks such as Lego, ask the children to plan and build a control tower for the airport.

Maths

The maths workbook used at school, Busy at Maths is available online at <https://my.cjfallon.ie/dashboard/student-resources>

Select Primary - Junior Infants - Maths - Busy at Maths

Topic: Money

Pages: 117 & 118

*Please note there is interactive material for every corresponding page available at the CJ Fallon link above.

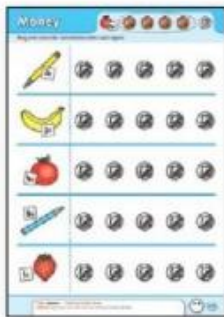
Mathematical language: How much?, How many?, cent, buy, cost, costs, more, less, not as much, ring, count, colour, price tag, correct number of coins.

Activity 1: Poem- My Coins

I know a little poem,
It isn't very funny.
It's about my cent coins,
And how to count my money.

A cent means there's just one, (hold up one finger)
2c means there's two. (two fingers)
And we all know that's one and one, (hold one finger on each hand)
And to have 2c is really fun.
5c means there's 5,
That means two and two and one.
When I have 5c,
Off to the shop I run.

Discussion questions:



Now turn to **pages 117** (Activities 117 and 117A) and **118** (Activities 118 and 118A) **on the interactive whiteboard.**

These two pages are quite similar. You may prefer to prepare page 117 on its own and use page 118 as reinforcement/assessment at a later stage.

Point to the yellow marker on page 117. Ask questions, such as:

- *How much does the yellow marker cost?*
- *How many cent are there in this row of coins?*
- *How many cent do we need to buy the yellow marker?*

Colour the correct number of coins.



Do the same with the other items on pages 117 and 118.

Extension work

- *Which item costs the most/least?*
- *Which is dearer: the carrot or the pencil?*
- *Can anybody tell me how much dearer it is?*
- *Which two items together cost the same as the pencil?*
- *Which item costs 1c more/less than the banana?*

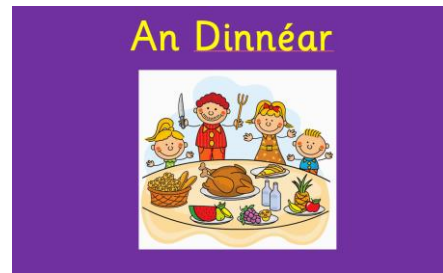
The pupils are now ready to do pages 117 and 118 of the pupils' book.

Gaeilge

Theme of the week: An Dinnéar

Please use the attached PowerPoint to enable your child to learn the new vocabulary and phrases associated with the theme of dinner time.

You may also complete the attached activity sheet.



SESE

Theme of the Fortnight: Summer

This week we will continue to explore the theme of summer.

Teacher has attached worksheets to explore this theme along with the workbook, Explore with me, Junior Infants is available online at <https://www.edcolearning.ie/>

Please use the following details to log in

Username: primaryedcobooks

Password: edco2020

Then select SESE – Explore with me Junior Infants

Lesson 1 : Sammy Seagull

Read and enjoy the story of Sammy Seagull. Focus on ways to keep safe during the summer. Sing the song with your child. Complete the activity drawing activity with your child. This can be added to your child's SESE scrapbook.



Lesson 2: Shadows



Please go to page 59 of the activity book. Watch the animation with your child and discuss the shadows. If you can go outside and made some shadows in the sun.

Ask your child to complete the activity page by matching the objects to their shadow. This can be added to your child's SESE scrapbook.

<https://www.edcolearning.ie/Book/Page?bookId=book860&chapterId=chapter13&pageId=page62>

Lesson 3: Summer Craft Activity

Please choose one of the following activities to complete with your child. I will attach full instructions also. You can make a fish, a crab or an ice cream cone.



PE

Athletics - We Play

Clare Mc Sweeney Scoil Naomh Eltin Athletics Coach has created this week's video programme for athletics in the home which she has created for our students.


https://www.youtube.com/channel/UCTBYEvkHmzxQcX2qZoGce5g/videos?view=0&sort=dd&shelf_id=1

Gross Motor Activities

Core Strength

Your child's core refers to the muscles deep within the abs and back, attaching to the spine or pelvis. Core muscles help keep your child's body stable and balanced. During these activities, have your child count aloud to ensure they are not holding their breath.

Donkey Kick: Drop to a squat position. Place the palms of the hands on the floor, between the knees. Bear weight on the hands and kick the feet backwards.



Four Point Kneeling: Kneeling on hands and knees – you can play games in this position, do a jigsaw or read a book. You can also practise balancing by lifting one arm or leg out straight, or opposite leg and arm out straight like a flying superhero.

Half and High Kneeling: This is kneeling with your body upright, arms off the floor. Complete activities such as throwing, catching, counting, spellings in high kneeling and then progress to half kneeling, this is a lunge position. Repeat on both sides.



<https://ncse.ie/wp-content/uploads/2020/03/Gross-Motor-skills-Parent-Booklet-Primary.pdf>

Fine Motor Skills

A nice sensory activity for this week might be scooping from a basin of water – you might prefer to do this outdoors or in the bath!

Bottle tops from milk or juice cartons will float and be colourful in the basin, can your child scoop them out with a ladle or big spoon? If you have a few different colours you could ask your child to scoop them out only one colour at a time. Or write the letters of your child's name on each cap so they can create their name. They could also try picking them out with a kitchen tongs. Leaves or petals would also work for this activity.

STEM

This week we are taking part in our first stem challenge. For this week's challenge your task is to design a boat that can float! What materials would work best? Do not worry if your attempt does not work, you will learn lots in the design process 😊

Follow the instructions below to create your design:

1. On paper, carefully plan your design.

Think about these questions;

What materials will you use?

How big will your boat be?

Where will you test it?

Will it be long/short/narrow/wide/tall/small?

Where will you test it?

2. Gather the materials and design your boat.
3. Test your boat in a sink filled with water.
4. Use a camera or microphone/phone to record your creation
5. If you'd like your teachers to see it, email your teacher!!

HAVE FUN!!